

# NH DIN Dual Indication Fuse Links

Class gG/gL, 690Vac, 2 to 800 Amps, Sizes 000 to 4  
NH Series



Catalogue Symbol: (amp)NHG(Size)B-690

Class of Operation: gG/gL

Fuse Size: 000 to 4

#### Fuse Holders:

Fuse Bases: SD\*-D single-pole, TD\*-D three-pole

Fuse Rails-Vertical: BFR

Fuse Switch Disconnectors-Vertical: BFD

Fuse Switch Disconnectors-Horizontal: BFH

\* Select required size of fuse base

#### Standards/Approvals:

- IEC 60269-1 and 2, DIN 43620 Part 1 and 3

Optional Microswitch: BVL50 and 170H0236

**Description:** A range of Class gG/gL square bodied industrial fuse links for a variety of applications.

**Packaging:** MOQ: 3 (size 000 to 3)  
MOQ: 1 (size 4)

#### Technical Data:

Sizes: 000 to 4

Rated Voltage: 690Vac\*

Rated Current: 2 to 800A

Rated Breaking Capacity: 120kA\*\*

Operating Frequency: 45-62Hz

**Construction:**

- Steatite ceramic body
- Corrosion resistant aluminium end plates
- Corrosion resistant zinc plated screws
- Silver-plated brass or copper contact blades

#### Environmental

- 100% Recyclable (including packaging)
- RoHS Compliant
- Cadmium and lead free

#### Features

- Low watts loss
- Reliable dual indicator system
- Metal gripping lugs

\* 160A size 00 rated at 660Vac

\*\* 160A size 00 rated at 50kA

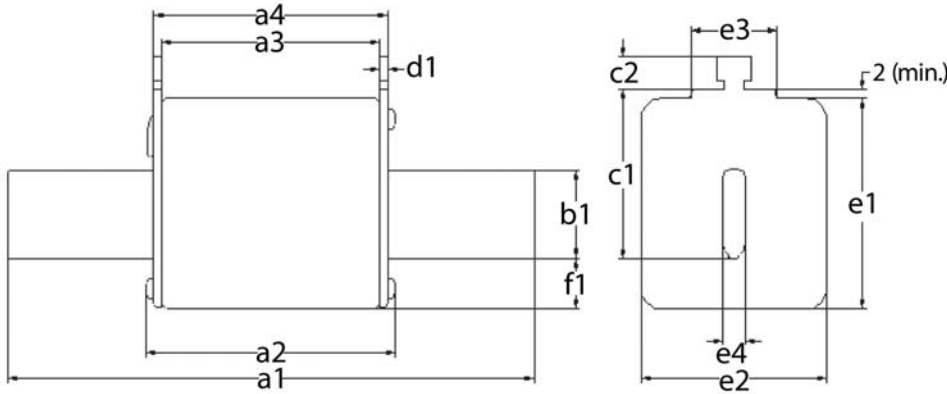
# NH DIN Dual Indication Fuse Links

Class gG/gL, 690Vac, 2 to 800 Amps, Sizes 000 to 4  
NH Series



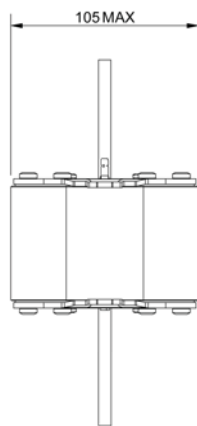
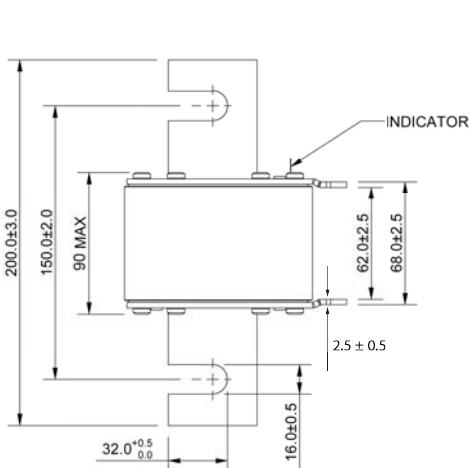
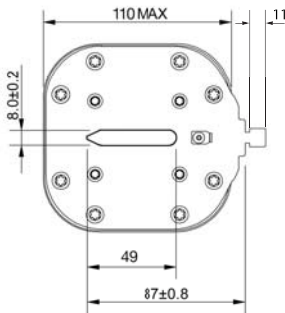
## Dimensions (mm)

### Sizes 000 to 3



Size	a1	a2 (max)	a3	a4	b1	c1	c2	d1	e1 (max)	e2 (max)	e3	e4	f1 (max)
000	78.5±1.5	54	45±1.5	49±1.5	15	35±0.8	10	2±0.5	41	21	16	6	8
00	78.5±1.5	54	45±1.5	49±1.5	15	35±0.8	10	2±0.5	48	30	20	6	15
1	135±2.5	75	62±2.5	68±2.5	20	40±0.8	11	2.5±0.5	53	52	20	6	15
2	150±2.5	75	62±2.5	68±2.5	25	48±0.8	11	2.5±0.5	61	60	20	6	15
3	150±2.5	75	62±2.5	68±2.5	32	60±0.8	11	2.5±0.5	76	75	20	6	18

### Size 4



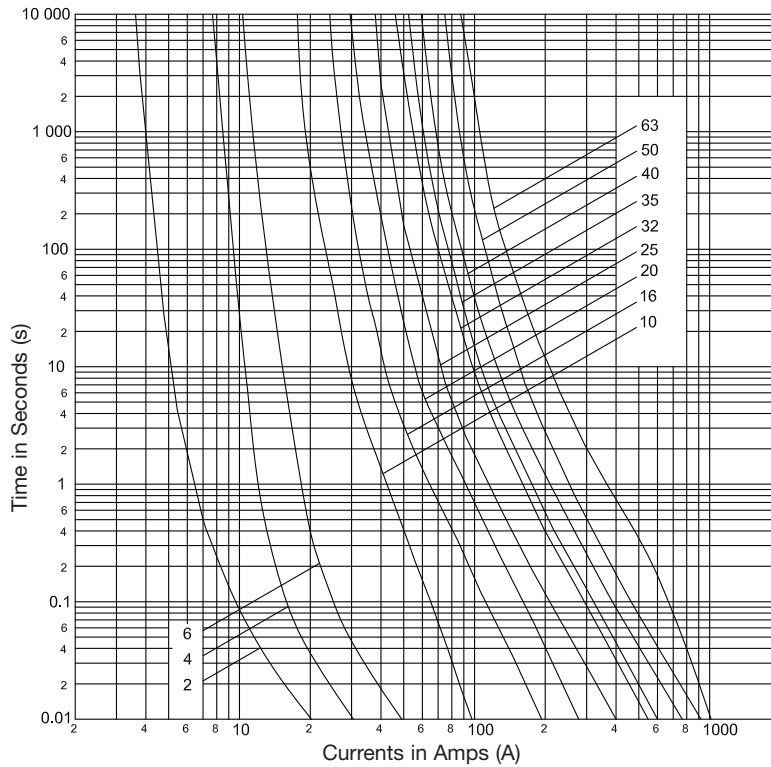
# NH DIN Dual Indication Fuse Links

Class gG/gL, 690Vac, 2 to 800 Amps, Sizes 000 to 4  
NH Series



Size 000, 2 to 63 Amps

Size 000 Time-Current Characteristics



## Size 000 Technical Data

Part Number	Rated Current (Amps)	Rated Voltage (Vac)	I <sup>2</sup> t (A <sup>2</sup> s)		Watts Loss	Net Weight per Fuse Link (kg)
			Minimum Pre-Arcing	Total at 690Vac		
2NHG000B-690	2	690	3.5	8	4	0.118
4NHG000B-690	4		6	16	2	
6NHG000B-690	6		14	25	2	
10NHG000B-690	10		60	400	1.5	
16NHG000B-690	16		240	1200	2.5	
20NHG000B-690	20		500	2500	2.5	
25NHG000B-690	25		920	4400	3.5	
32NHG000B-690	32		1800	9600	3.5	
35NHG000B-690	35		2400	12,700	4	
40NHG000B-690	40		3300	15,000	4	
50NHG000B-690	50		6100	26,500	5.5	
63NHG000B-690	63		6500	30,500	5.5	

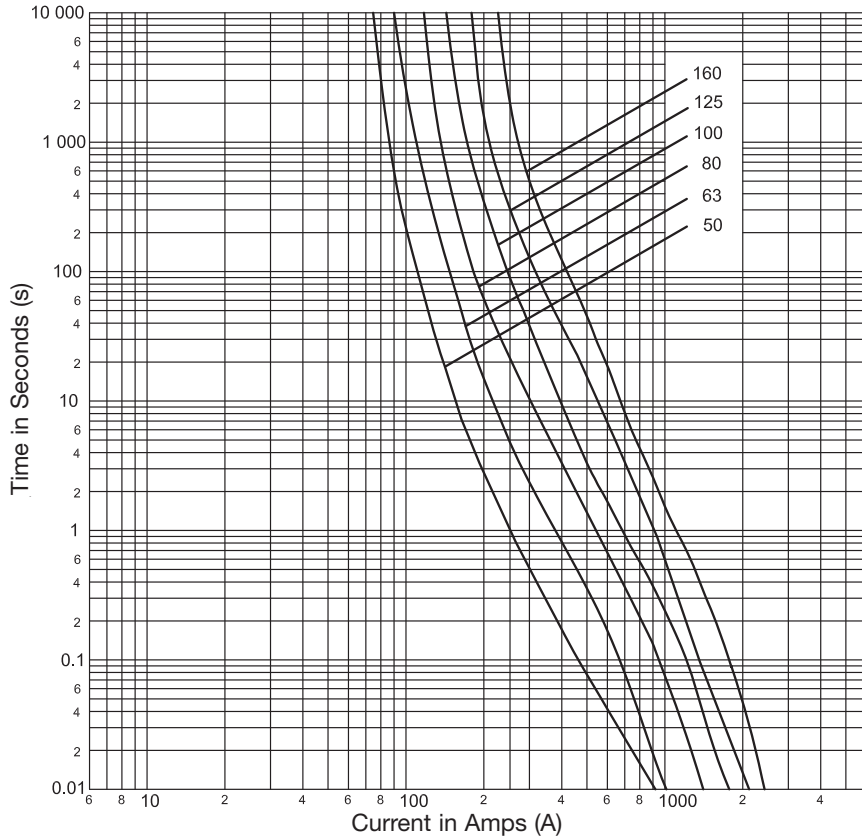
# NH DIN Dual Indication Fuse Links

Class gG/gL, 690Vac, 2 to 800 Amps, Sizes 000 to 4  
NH Series



Size 00, 50 to 160 Amps

Size 00 Time-Current Characteristics



## Size 00 Technical Data

Part Number	Rated Current (Amps)	Rated Voltage (Vac)	I <sup>2</sup> t (A <sup>2</sup> s)		Watts Loss	Net Weight per Fuse Link (kg)
			Minimum Pre-Arcing	Total at 690Vac		
50NHG00B-690	50	690	5800	35,000	5	0.182
63NHG00B-690	63		5800	43,000	5	
80NHG00B-690	80		11,000	54,500	7	
100NHG00B-690	100		19,000	92,000	7.5	
125NHG00B-690	125		27,500	105,000	9.5	
160NHG00B-660*	160	660	40,500	135,000	13	

\* 160A: 50kA breaking capacity.

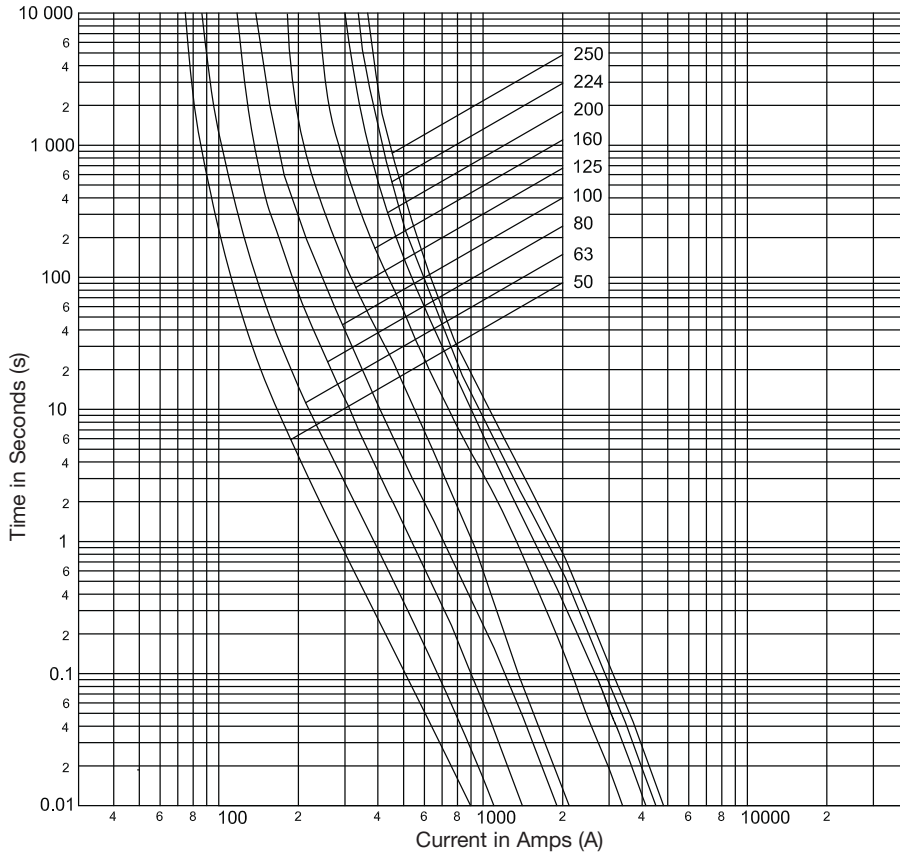
# NH DIN Dual Indication Fuse Links

Class gG/gL, 690Vac, 2 to 800 Amps, Sizes 000 to 4  
NH Series



Size 1, 50 to 250 Amps

Size 1 Time-Current Characteristics



## Size 1 Technical Data

Part Number	Rated Current (Amps)	Rated Voltage (Vac)	I <sup>2</sup> t (A <sup>2</sup> s)		Watts Loss	Net Weight per Fuse Link (kg)
			Minimum Pre-Arcing	Total at 690Vac		
50NHG1B-690	50	690	6350	26,500	6.4	0.380
63NHG1B-690	63		6800	36,000	5.6	
80NHG1B-690	80		10,500	47,500	7.7	
100NHG1B-690	100		22,000	105,000	8.2	
125NHG1B-690	125		29,000	120,000	13	
160NHG1B-690	160		71,000	240,000	13	
200NHG1B-690	200		105,000	350,000	17	
224NHG1B-690	224		120,000	430,000	19	
250NHG1B-690	250		150,000	520,000	22	

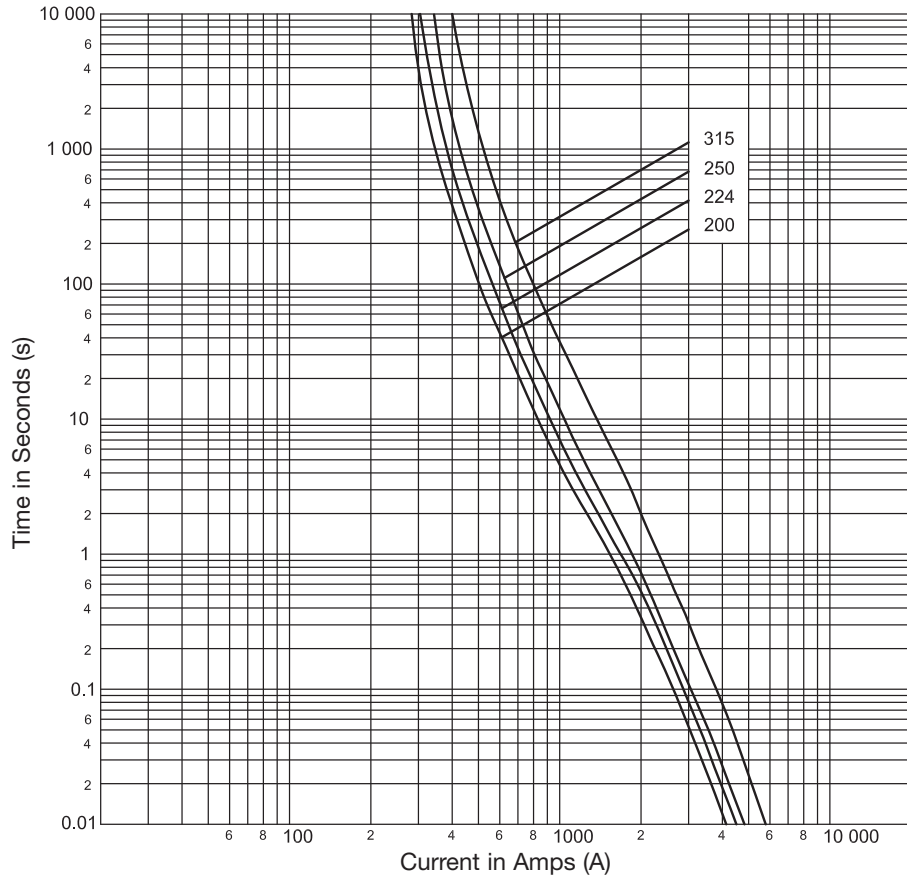
# NH DIN Dual Indication Fuse Links

Class gG/gL, 690Vac, 2 to 800 Amps, Sizes 000 to 4  
NH Series



Size 2, 200 to 315 Amps

Size 2 Time-Current Characteristics



## Size 2 Technical Data

Part Number	Rated Current (Amps)	Rated Voltage (Vac)	I <sup>2</sup> t (A <sup>2</sup> s)		Watts Loss	Net Weight per Fuse Link (kg)
			Minimum Pre-Arcing	Total at 690Vac		
200NHG2B-690	200	690	99,000	385,000	18	0.620
224NHG2B-690	224		130,000	485,000	20	
250NHG2B-690	250		170,000	625,000	23	
315NHG2B-690	315		295,000	760,000	32	

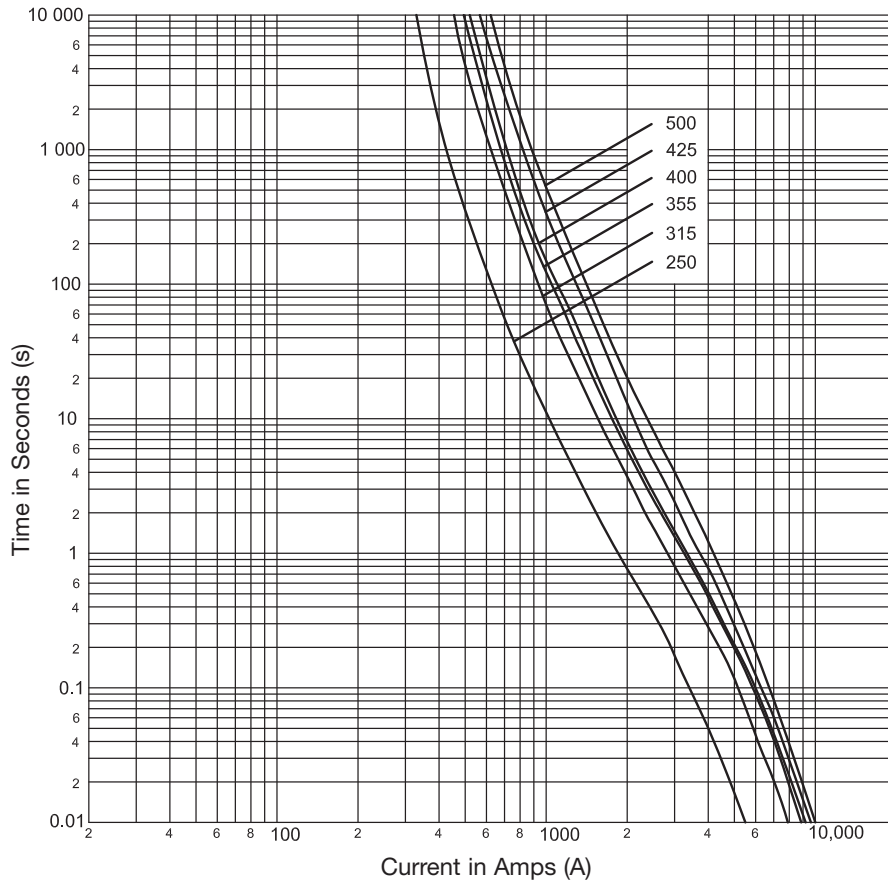
# NH DIN Dual Indication Fuse Links

Class gG/gL, 690Vac, 2 to 800 Amps, Sizes 000 to 4  
NH Series



Size 3, 250 to 500 Amps

Size 3 Time-Current Characteristics



## Size 3 Technical Data

Part Number	Rated Current (Amps)	Rated Voltage (Vac)	I <sup>2</sup> t (A <sup>2</sup> s)		Watts Loss	Net Weight per Fuse Link (kg)
			Minimum Pre-Arcing	Total at 690Vac		
250NHG3B-690	250	690	160,000	715,000	21	1.048
315NHG3B-690	315		375,000	1,400,000	22	
355NHG3B-690	355		400,000	1,650,000	25	
400NHG3B-690	400		475,000	1,600,000	37	
425NHG3B-690	425		630,000	1,700,000	35	
500NHG3B-690	500		856,000	2,480,000	43	

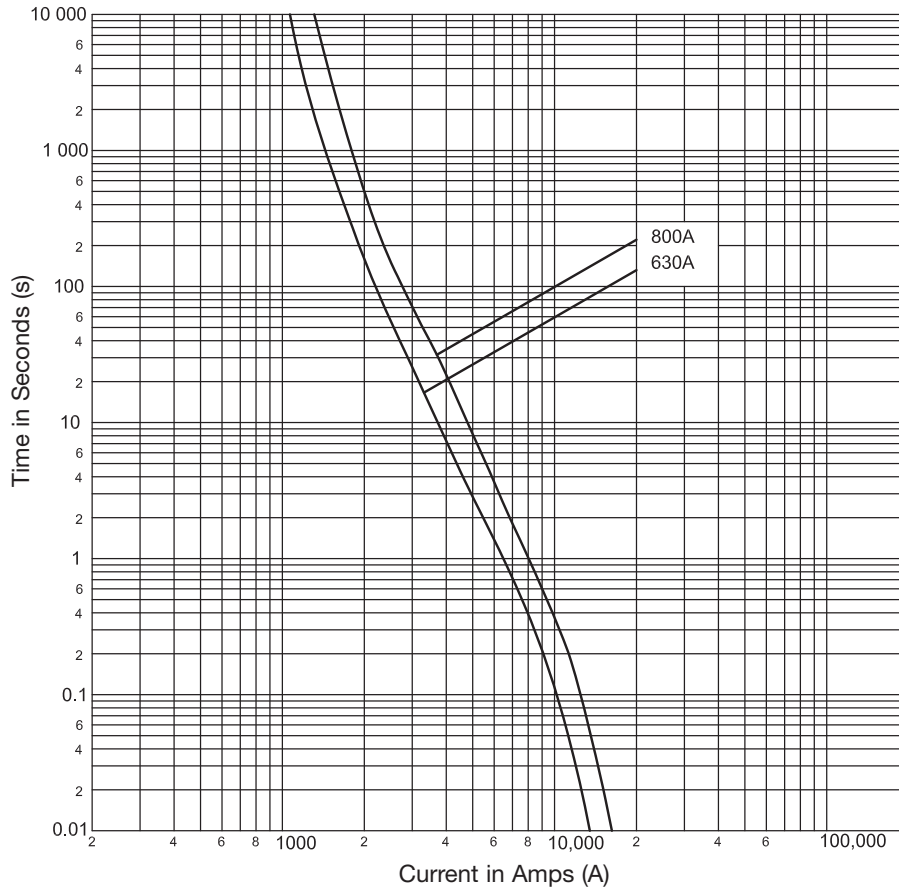
# NH DIN Dual Indication Fuse Links

Class gG/gL, 690Vac, 2 to 800 Amps, Sizes 000 to 4  
NH Series



Size 4, 630 to 800 Amps

Size 4 Time-Current Characteristics



## Size 4 Technical Data

Part Number	Rated Current (Amps)	Rated Voltage (Vac)	I <sup>2</sup> t (A <sup>2</sup> s)		Watts Loss	Net Weight per Fuse Link (kg)
			Minimum Pre-Arcing	Total at 690Vac		
630NHG4B-690	630	690	1,730,000	6,550,000	44	2.5
800NHG4B-690	800		3,300,000	11,000,000	61	

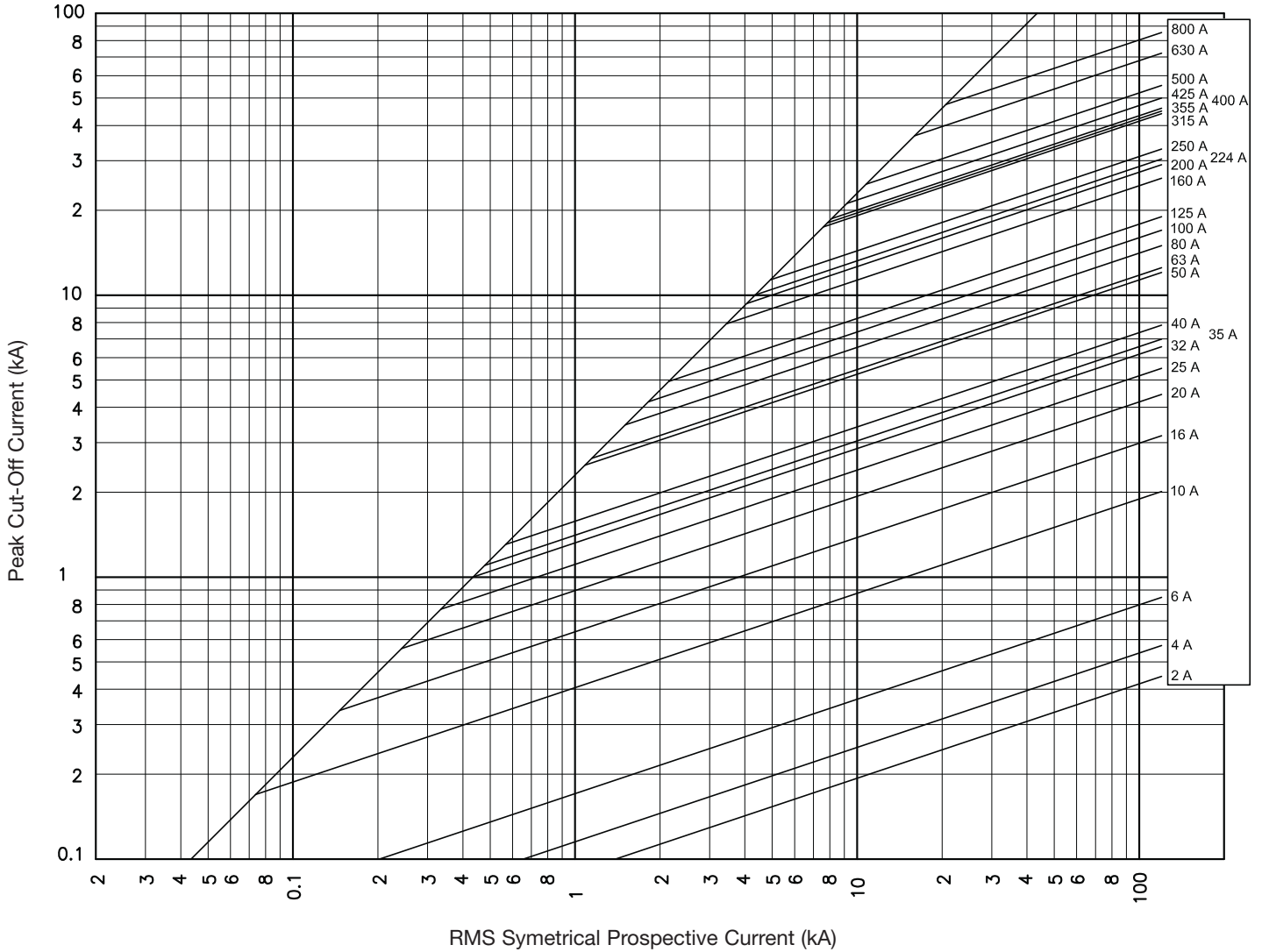


# NH DIN Dual Indication Fuse Links

Class gG/gL, 690Vac, 2 to 800 Amps, Sizes 000 to 4  
NH Series



## Cut-off Characteristics



The only controlled copy of this Data Sheet is the electronic read-only version located on the Cooper Bussmann Network Drive. All other copies of this document are by definition uncontrolled. This bulletin is intended to clearly present comprehensive product data and provide technical information that will help the end user with design applications. Cooper Bussmann reserves the right, without notice, to change design or construction of any products and to discontinue or limit distribution of any products. Cooper Bussmann also reserves the right to change or update, without notice, any technical information contained in this bulletin. Once a product has been selected, it should be tested by the user in all possible applications.